

PICTIONARIES

WHAT IS A PICTONARY?

It is a picture dictionary, an illustrated glossary of lexical items that have been presented in the Student's Book. Pictionaries are colourful and may be appealing, especially to visual learners. They can be projected on a big white surface - a wall or screen - using an image projector. Alternatively, they can be printed on paper or cardboard or even looked at on the computer screen.

Pictionaries may be displayed in the classroom to help students with their vocabulary and language acquisition process.

HOW CAN WE USE PICTONARIES?

There are pictionaries available for every unit in the Student's Book. These can be used to present, practise or recycle vocabulary and they can be very useful at any stage of the class –warm-up, follow-up, etc.

Pictionaries are an excellent tool for identification and drilling. They can be used either to play memory games or for TPR - Total Physical Response - activities, in which students may identify the target picture, race towards it and make a phrase, sentence or simply name lexical items.

Pictionaries can be used by the teacher to:

- teach a curriculum component;
- introduce or recycle vocabulary;
- stimulate students' memory;
- reinforce concepts;
- accelerate students' language acquisition process;
- enlarge and enrich students' vocabulary knowledge.

SUGGESTED ACTIVITY

Students may create their own pictionaries. They may file them into two sections called 'Difficult to remember words' and 'Words I already know'. The goal is for them to learn and eventually acquire - all the items so that by the end of the year, the 'Difficult to remember words' section remains empty.

RECYCLING

Teachers may revise the lexical items taught in each unit by using pictionaries.

Teacher: *It's a part of the body.*

It's small. It's on the face. We can smell with it.

Student 1: *Nose!*

EDUCATIONAL OBJECTIVES

Pictionaries give students the opportunity to:

- develop visual memory;
- develop oral expression;
- build vocabulary;
- turn pictorial information into words and vice versa.

1 PICTONARIES



MORNING



AFTERNOON



EVENING



FATHER



MOTHER



GRANDFATHER



BABY



GRANDMOTHER



SISTER



BROTHER



TIRED



HAPPY



SAD



SICK



ANGRY



FINE



RED



WHITE



BLUE



PURPLE



YELLOW



GREY



BLACK



PINK



GREEN




ORANGE



BROWN




PEN



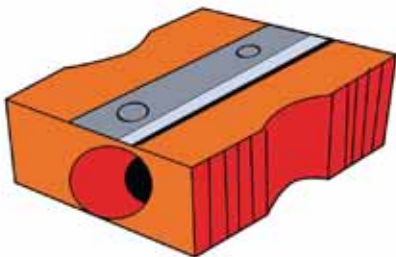
PENCIL



SCHOOLBAG



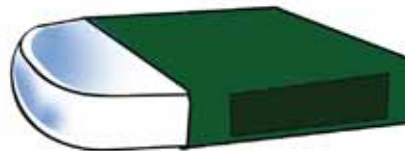
BOOK



SHARPENER



NOTEBOOK



ERASER



ZERO



ONE



TWO



THREE



FOUR



FIVE



SIX



SEVEN



EIGHT



NINE



TEN

5 PICTONARIES



CAT




DOG



RABBIT



FLAMINGO



FISH



ALLIGATOR


5 PICTONARIES




BIRD



PIG



TURTLE




HAMSTER



MONKEY

5 PICTIONARIES



BIG



SMALL



STRONG

